



TECHNICAL PUBLICATION

DP75

ISSUE 1

March, 1980

Stud-Base Silicon Rectifier Diodes Type PCN/PCRO75

75amperes average: up to 1600 volts V_{RRM}

RATINGS Maximum values at 175°C Tj unless stated otherwise

RATING	CONDITIONS	SYMBOL	
Average forward current	Half sine wave 135°C case temperature	$I_{F(AV)}$	75A
RMS current		$I_{F(RMS)}$	118A
DC forward current		I_F	118A
Peak one-cycle surge (non repetitive)	8.3ms duration $\left\{ \begin{array}{l} 60\% V_{RRM} \text{ re-applied} \\ V_R \leq 10 \text{ volts} \end{array} \right.$	$I_{FSM(1)}$	1378A
		$I_{FSM(2)}$	1584A
Maximum permissible surge energy	8.3ms duration $\left\{ \begin{array}{l} 60\% V_{RRM} \text{ re-applied} \\ V_R \leq 10 \text{ volts} \end{array} \right.$	$I^2 t (1)$	8196A ² s
	3ms duration $V_R \leq 10 \text{ volts}$	$I^2 t (2)$	10839A ² s 8284A ² s
Case operating temperature		T_C	-55, +175°C
Storage temperature		T_{stg}	-55, +175°C

CHARACTERISTICS Maximum values at 175°C Tj unless stated otherwise

CHARACTERISTIC	CONDITIONS	SYMBOL	
Peak forward voltage drop	At 388A, I_{FM}	V_{FM}	1.51V
Forward conduction threshold voltage		V_0	0.925V
Forward conduction slope resistance		r	1.5mΩ
Peak reverse current	At V_{RRM} DC and 180° sine wave 120° rectangular wave	I_{RRM}	10mA
Thermal resistance junction to case for a diode with a maximum forward voltage drop characteristic		$R_{th(j-c)}$	0.44°C/W 0.58°C/W
Thermal resistance case to heatsink		$R_{th(c-hs)}$	0.1°C/W

VOLTAGE CODE →	02	04	06	08	10	12	14	15	16
Repetitive voltage V_{RRM}	200	400	600	800	1000	1200	1400	1500	1600
Non-repetitive voltage V_{RSM}	300	500	700	900	1100	1300	1500	1600	1700

ORDERING INFORMATION (Please quote device code as explained below – 10 digits)

S	W	● ●	P C	●	0 7 5
FIXED BASIC CODE	VOLTAGE CODE (see above)	FIXED OUTLINE CODE DO5	STUD POLARITY N = cathode R = anode	FIXED TYPE CODE	

Typical code SW06PCR075 = 600V_{RRM} diode with stud anode

In the interest of product improvement, Westcode reserves the right to change specifications at any time without notice.

DP75

34 DE 9709955 0001460 5

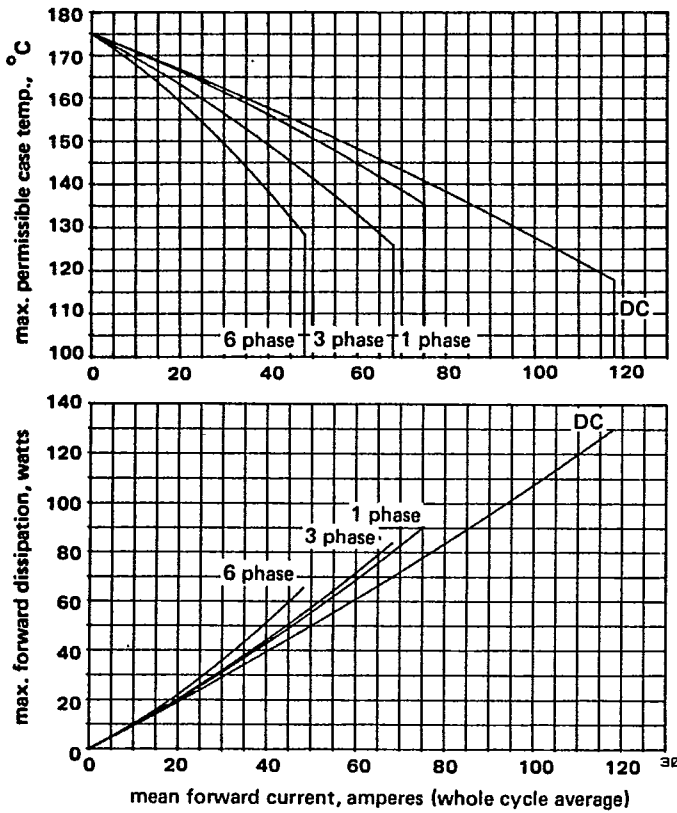


Figure 1 Dissipation and stud temperature v. mean forward current

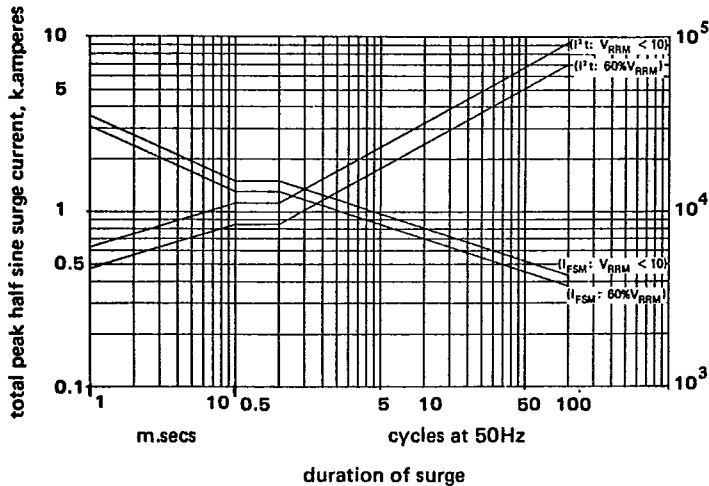


Figure 2 Max. non repetitive surge current at initial junction temperature 175°C

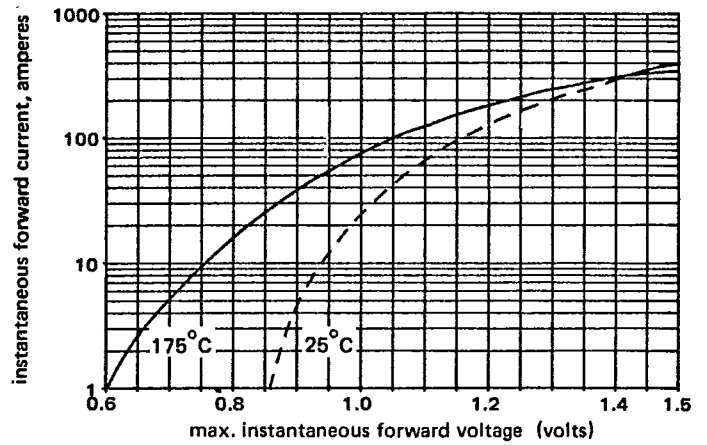


Figure 3 Forward voltage characteristic

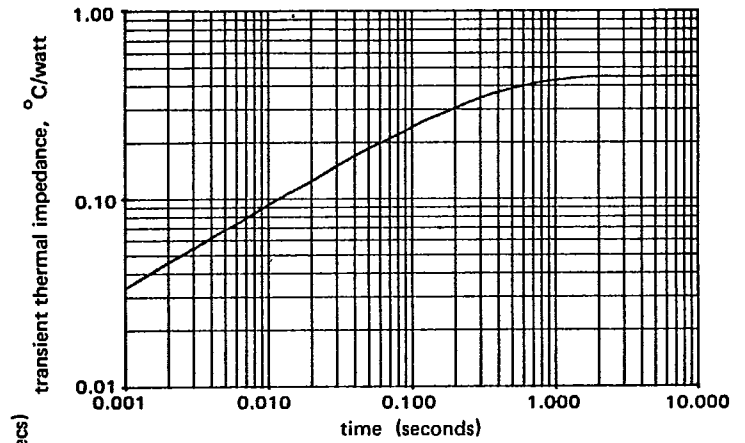
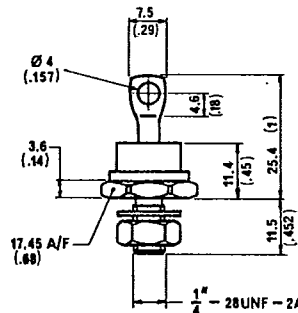


Figure 4 Transient thermal impedance, junction to case



Mounting Torque
0.41 - 0.48 KgM
threads not to be
lubricated

Weight: 17 grams

dimensions
in mm (inches)

Conforms to DO - 5

Westcode Semiconductors

0-02 Fair Lawn Avenue
Fair Lawn, New Jersey 07410
Telephone: (201) 791-3020
Telex: 130389