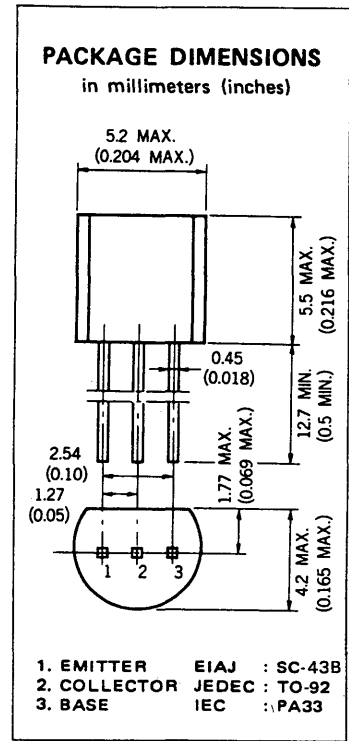


DESCRIPTION The 2SA988 is designed for use in driver stage of AF amplifier.

- FEATURES**
- High Voltage. $V_{CEO} : -120 \text{ V}$
 - Low Output Capacitance. $C_{ob} : 2.0 \text{ pF TYP. } (V_{CB} = -30 \text{ V})$
 - High h_{FE} . $h_{FE} : 500 \text{ TYP. } (V_{CE} = -6.0 \text{ V, } I_C = -1.0 \text{ mA})$

ABSOLUTE MAXIMUM RATINGS

- Maximum Temperatures
- Storage Temperature $-55 \text{ to } +125 \text{ }^\circ\text{C}$
 - Junction Temperature $+125 \text{ }^\circ\text{C Maximum}$
- Maximum Power Dissipation ($T_a = 25 \text{ }^\circ\text{C}$)
- Total Power Dissipation 500 mW
- Maximum Voltages and Currents ($T_a = 25 \text{ }^\circ\text{C}$)
- V_{CBO} Collector to Base Voltage -120 V
 - V_{CEO} Collector to Emitter Voltage -120 V
 - V_{EBO} Emitter to Base Voltage -5.0 V
 - I_C Collector Current -50 mA
 - I_B Base Current -10 mA



ELECTRICAL CHARACTERISTICS ($T_a = 25 \text{ }^\circ\text{C}$)

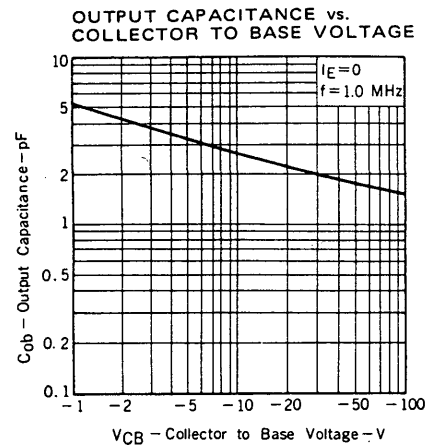
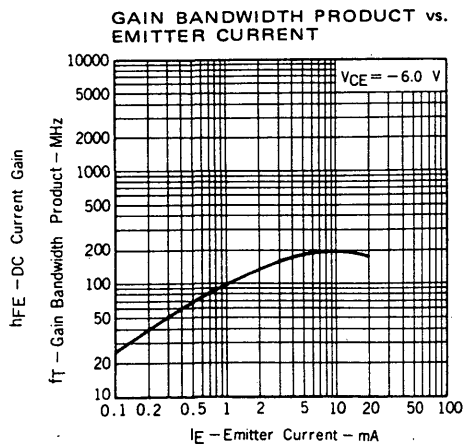
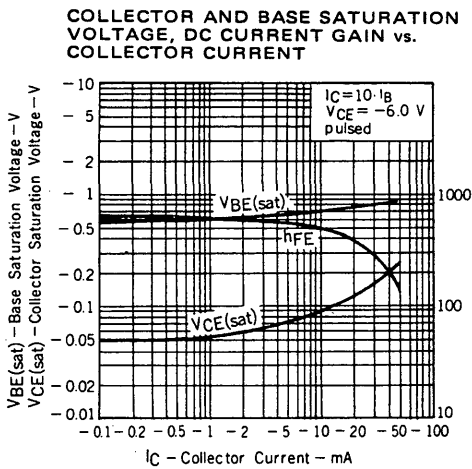
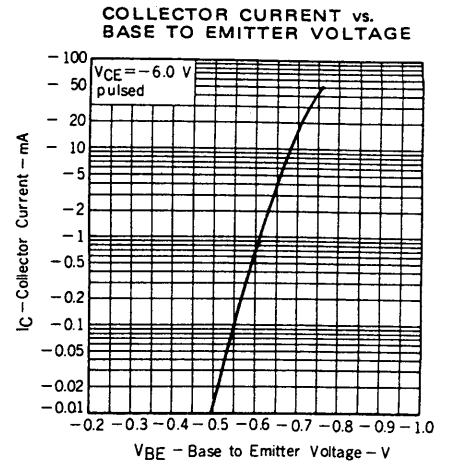
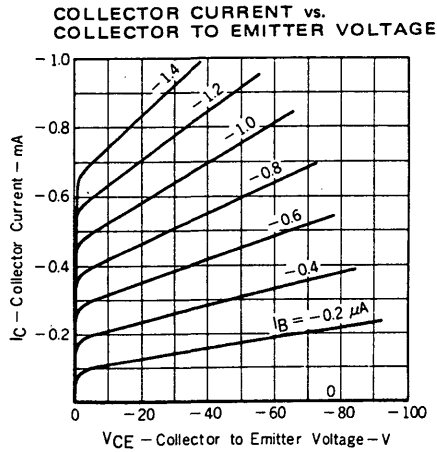
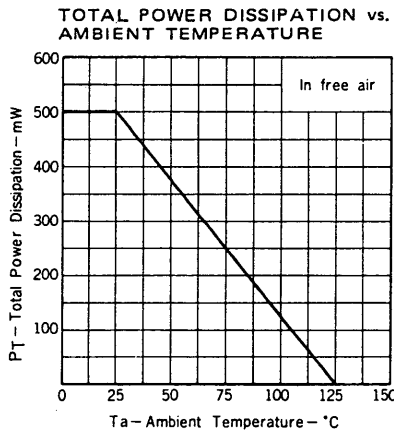
SYMBOL	CHARACTERISTIC	MIN.	TYP.	MAX.	UNIT	TEST CONDITIONS
h_{FE1}	DC Current Gain	150	500		—	$V_{CE} = -6.0 \text{ V, } I_C = -0.1 \text{ mA}$
h_{FE2}	DC Current Gain	200	500	800	—	$V_{CE} = -6.0 \text{ V, } I_C = -1.0 \text{ mA}$
f_T	Gain Bandwidth Product	50	100		MHz	$V_{CE} = -6.0 \text{ V, } I_E = 1.0 \text{ mA}$
C_{ob}	Output Capacitance		2.0	3.0	pF	$V_{CB} = -30 \text{ V, } I_E = 0, f = 1.0 \text{ MHz}$
I_{CBO}	Collector Cutoff Current			-50	nA	$V_{CB} = -120 \text{ V, } I_E = 0$
I_{EBO}	Emitter Cutoff Current			-50	nA	$V_{EB} = -5.0 \text{ V, } I_C = 0$
V_{BE}	Base to Emitter Voltage	-0.55	-0.61	-0.65	V	$V_{CE} = -6.0 \text{ V, } I_C = -1.0 \text{ mA}$
$V_{CE(sat)}$	Collector Saturation Voltage		-0.09	-0.30	V	$I_C = -10 \text{ mA, } I_B = -1.0 \text{ mA}$

Classification of h_{FE2}

Rank	P	F	E
Range	200 - 400	300 - 600	400 - 800

h_{FE} Test Conditions : $V_{CE} = -6.0 \text{ V, } I_C = -1.0 \text{ mA}$

TYPICAL CHARACTERISTICS (Ta = 25 °C unless otherwise noted)



This datasheet has been downloaded from:

www.DatasheetCatalog.com

Datasheets for electronic components.