

KENWOOD

INTERFACE

IF-232C

INSTRUCTION MANUAL

TRIO-KENWOOD CORPORATION

WARNING

This equipment has been certified to comply with the limits for a Class B computing device, pursuant to Sub-part J of Part 15 of FCC Rules. Only peripherals (computer input/output devices, terminals, printers, etc.) certified to comply with the Class B limits may be attached to this computer. Operation with non-certified peripherals is likely to result in interference to radio and TV reception.

The IF-232C is the interface adapter for connection between the RS-232C terminal of a personal computer and the interface terminals of transceivers capable of computer control, such as the TS-940S and the TS-811/711 series.

The interface acts as a voltage converter between the RS-232C port (-12 to +12V) and the TTL levels of the transceiver (0 to +5V), and as a noise-suppressor.

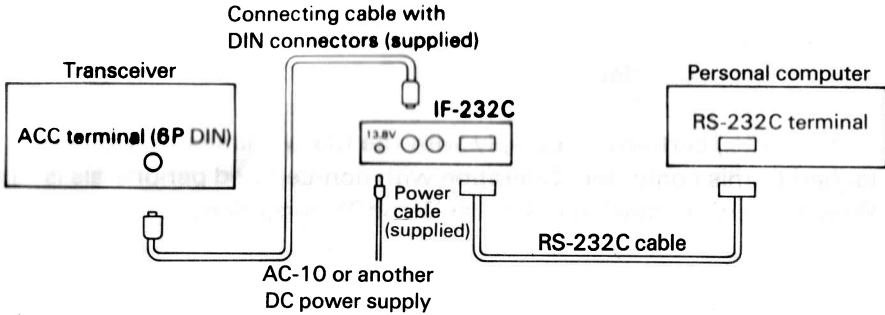
■ ACCESSORIES SUPPLIED

- Connecting cable with DIN connectors (E30-2046-05)..... 1 ea.
- Power cable..... (E30-1799-05)..... 1 ea.
- Instruction manual (B50-8066-00) 1 ea.
- Warranty card (U.S.A. only) (B46-0411-00) 1 ea.

■ CONNECTIONS

Note:

1. After you have confirmed that both the computer and the transceiver are turned OFF connect the power cable as shown in the illustration. The RS-232C cable must be shielded to prevent RF interference. The length of the cable should also be kept to a minimum to prevent RF interference. RS-232C standards specific cable lengths less than 50 feet, but this length is impractical for RF applications.
2. For noise prevention the IF-232C incorporates a photocoupler circuit which provides electrical isolation between the transceiver and the computer. You should use a separate power supply for the IF-232C, as well as for the computer.

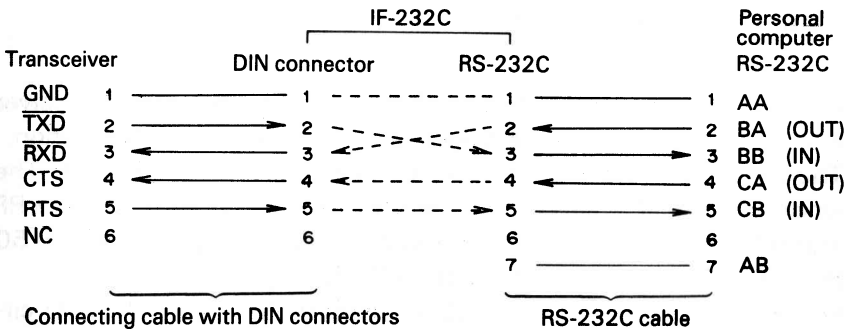


■ RS-232C CABLE

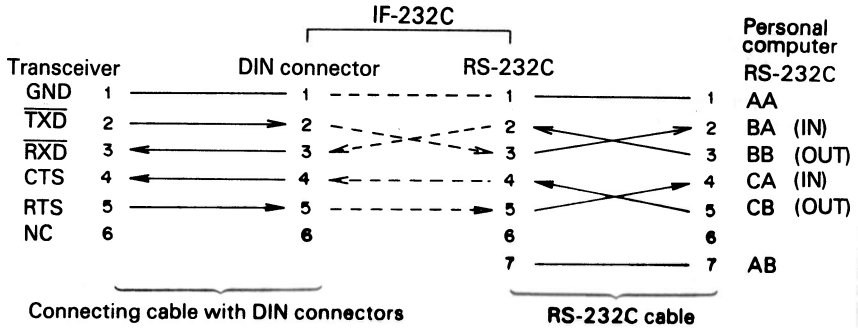
The IF-232C does not include the RS-232C cable, which will have to be purchased from your computer dealer. Make sure you purchase a cable with the correct configuration!

Pay particular attention to the wiring of pin number 2. If you are not sure compare the information contained in your computer manual with the information contained in the illustration below. (When connecting the IF-232C note that the only pins that are used are pin numbers 1, 2, 3, 4, 5, and 7).

● Normal Wiring



● **Reverse or Cross Wired Cables**



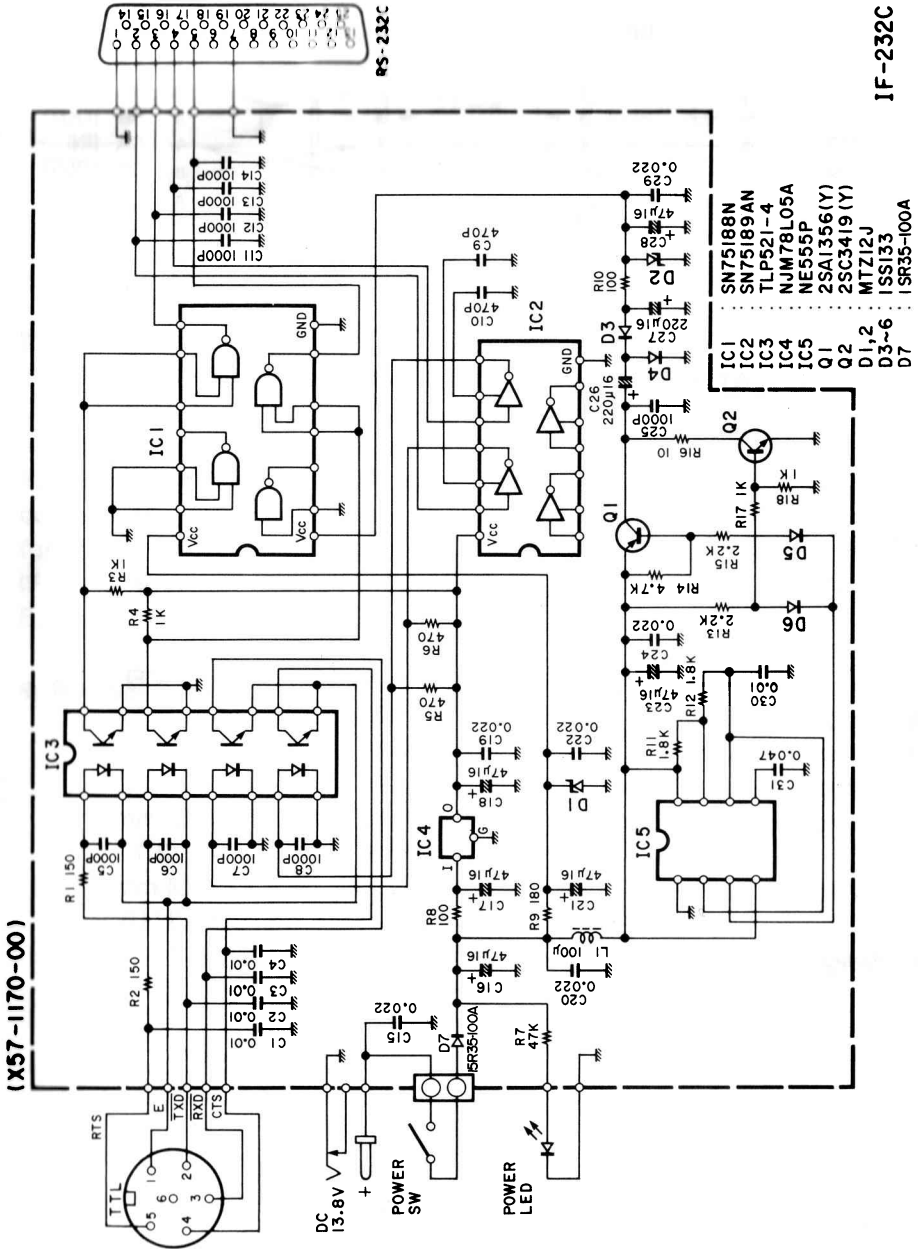
■ **OPTIONAL ACCESSORY**

- AC-10 AC adapter

■ **SPECIFICATIONS**

- Semi-conductor compliment
 - IC's : 5
 - Transistors : 2
 - Diodes : 7
- Operating temperature range : -10°C to $+60^{\circ}\text{C}$ (14° to 140°F)
- Supply voltage : $13.8\text{ VDC} \pm 15\%$
- Current consumption : 150 mA
- Dimensions
 - Without projections : 132 (W) x 39 (H) x 114 (D) mm
(5-3/16" x 1-9/16" x 4-1/2")
 - With projections : 136 (W) x 42 (H) x 121 (D) mm
(5-3/8" x 1-11/16" x 4-13/16")
- Weight : 480 g (1.1 lb)

■ SCHEMATIC DIAGRAM



TRIO-KENWOOD CORPORATION

Shionogi Shibuya Building, 17-5, 2-chome Shibuya, Shibuya-ku, Tokyo 150, Japan

TRIO-KENWOOD COMMUNICATIONS

1111 West Walnut Street, Compton, California 90220, U.S.A.

TRIO-KENWOOD COMMUNICATIONS

DIVISION OF TRIO-KENWOOD ELECTRONICS GmbH

Rembrücker Str. 15, 6056 Heusenstamm, West Germany

TRIO-KENWOOD ELECTRONICS, N.V.

Leuvensesteenweg 504, B-1930 Zaventem Belgium

TRIO-KENWOOD (AUSTRALIA) PTY. LTD. (INCORPORATED IN N.S.W.)

4E. Woodcock Place, Lane Cove, N.S.W. 2066, Australia